



Ministry of Education

Partnership Schools | Kura Hourua

Round 1

Network Analysis

June 2013

COMMERCIAL IN CONFIDENCE

Content

1	KEY MESSAGES	3
2	KEY MESSAGES ON EACH APPLICATION	4
2.1	ADVANCE TRAINING CENTRE (ATC)	4
2.2	HE PUNA MARAMA CHARITABLE TRUST	5
2.3	NGA PARIRAU MATAURANGA CHARITABLE TRUST	6
2.4	THE RISE UP TRUST	7
2.5	VILLA EDUCATION TRUST	8
3	ADVANCE TRAINING CENTRE (ATC)	9
3.1	DESCRIPTION	9
3.2	NETWORK ASSESSMENT	9
3.3	ROLL SENSITIVITY	10
3.4	STUDENT POPULATION	11
4	HE PUNA MARAMA TRUST	14
4.1	DESCRIPTION	14
4.2	NETWORK ASSESSMENT	14
4.3	ROLL SENSITIVITY	15
4.4	STUDENT POPULATION	16
5	NGA PARIRAU MATAURANGA CHARITABLE TRUST	19
5.1	DESCRIPTION	19
5.2	NETWORK ASSESSMENT	19
5.3	ROLL SENSITIVITY	20
5.4	STUDENT POPULATION	21
6	THE RISE UP TRUST	24
6.1	DESCRIPTION	24
6.2	NETWORK ASSESSMENT	24
6.3	ROLL SENSITIVITY	26
6.4	STUDENT POPULATION	27
7	VILLA EDUCATION TRUST	29
7.1	DESCRIPTION	29
7.2	NETWORK ASSESSMENT	29

1 Key Messages

Applicants - General

- Five Partnership Schools|Kura Hourua applicants have now been selected by the Minister of Education.
- The new schools will open in term 1, February 2014.
- There are three sponsors located in Auckland and two in Northland.
- The Ministry of Education will have dedicated staff in each location who will work with both new and existing schools to ensure that each Partnership School is successfully integrated into the local network.
- The Ministry of Education has assessed the impact on each network and has confirmed that the Partnership schools are:
 - located in communities identified as most able to benefit from the Partnership schooling model
 - located in communities where expansion of education provision is already underway
- The new Partnership Schools will give parents extra choice in their local area, providing access to a different educational model to those choices currently being offered.
- In particular, students not succeeding in the current system may find their needs better met by the education available at a Partnership school.
- None of the existing schools in the proposed locations would be made marginal by the new schools under the Government guideline roll size (which is 100 for primary schools and 300 for Secondary Schools).

2 Key Messages on each application

2.1 Advance Training Centre (ATC)

Name: Vanguard Military School
 Sponsor: Advance Training Centre (ATC)
 Location: Albany, Auckland
 Type: Y 11-13
 Opening Roll: 108
 Maximum Roll: 192
 Catchment: North Shore plus active recruitment in West Auckland and South Auckland

- The proposal is for a co-educational senior secondary school which will deliver the ethos and training methodology (including drill, camaraderie, discipline and physical training) of the military into a schooling environment.
- The current PTE programme accommodates over 50% Maori and 20% Pacific Island and the Sponsors expect this to be the same for their new school
- The new school will give parents extra choice in their area.
- It is expected that enrolments at this school will have minimal impact on the schooling network. The catchment is an area of population growth and the additional schooling capacity that is initially generated will be compensated over time by the population growth.
- The North Shore 15-17 year old population (Year 11-13) is expected to slowly increase over the next 10 years to over 10,000 people.
- The combined Year 11-13 roll on the North Shore is ~10,000; at a maximum roll of 192 the ATC application would have ~2% of secondary enrolments.

2.2 He Puna Marama Charitable Trust

Name: Te Kura Hourua o Whangarei Terenga Paraoa
Sponsor: He Puna Marama Charitable Trust
Location: Whangarei
Year Level: &7-13
Opening Roll: 50
Maximum Roll: 300
Catchment: Wider Whangarei City

- The Kura's curriculum will be Te Marautanga O Aotearoa and NCEA will be provided for senior secondary students. The school will be open between the hours of 8 am to 8 pm to enable flexible timetabling for students. The new school will give parents extra choice in their area.
- He Puna Marama Charitable Trust demonstrate strong community connection and have already engaged with key stakeholders, including external sponsors for property, resources and facilities.
- The combined roll in the 5 existing schools in Whangarei is more than 4000; at a maximum roll of 300 He Puna Marama Trust would have approximately 7% of secondary enrolments in Whangarei City.
- Enrolments at the Partnership school are not expected to affect the sustainable operation of existing schools in the network.

2.3 Nga Parirau Matauranga Charitable Trust

Name: Te Kura Hourua ki Whangaruru
Sponsor: Nga Parirau Matauranga Charitable Trust
Location: Whangaruru Northland
Year Level:- Y9-13
Opening Roll: 71
Maximum Roll: 128
Catchment: Wider Whangarei City

- The Trust will establish a co-educational, bi-lingual school (Y9-13) to be established on farmland in Whangaruru. The educational offering combines the NZC and the TMOA with additional optional learning opportunities including outdoor education and farming. The emphasis will be on project based inquiry learning.
- Nga Parirau Matauranga Charitable Trust had a strong governance team to support the PSKH including local hapu representatives. Cultural identity was at the forefront of the school at all times.
- The combined roll in the 5 existing schools in Whangarei is more than 4000; at a maximum roll of 128, this school would have approximately 3% of secondary enrolments in Whangarei City and Kawakawa areas, compared with 97% for State schools. Should the school draw most of its catchment from the rural Whangururu area it would represent 18% of the market share.
- Enrolments at the Partnership school are not expected to affect the sustainable operation of existing schools in the network.

2.4 The Rise UP Trust

Name: The Rise Up Academy
 Sponsor: Rise UP Trust
 Location: Mangere, South Auckland
 Type: Y 1-6
 Opening Roll: 50
 Maximum roll: 100
 Catchment: Mangere, South Auckland

- Rise UP trust is a Pacific community provider that currently delivers after-school mentoring services to disadvantaged young people and would like to extend this to create a Christian-based school for Y1-6. They intend to offer NZC and to use registered teachers to deliver the curriculum with specialisations in sport, art and languages. The school will be based in Weymouth/Manager and will be targeted to those Māori and Pasifika who are most disadvantaged.
- The new school will give parents extra choice in their area.
- It is expected that this school will have minimal impact on the schooling network. The catchment is an area of population growth and the additional schooling capacity that is initially generated will be compensated over time by the population growth.
- The school will have a maximum roll of 100 students, which would be 0.5% of the Year 7-10 students in the catchment in 2013.
- The combined primary roll in the 14 schools in Mangere is 6200; at a maximum roll of 100 the Rise Up application would have 2% of the primary enrolments in Mangere.
- The population of Mangere is expected to increase by 10% over the next 10 years.

2.5 Villa Education Trust

Name: South Auckland Middle School
Sponsor: Villa Education Trust
Location: South Auckland
Type: Y 7-10
Opening Roll: 90
Maximum Roll: 120
Catchment: South Auckland

- The proposal is for a middle school Y7-10 with 120 students. Classes are small with no more than 15 students. The Sponsors argue that the smaller class sizes enable a greater ability to deliver other factors of school success. The curriculum is NZC and the seven NZC components are covered by the delivery of 8 projects each year.
- The new school will give parents extra choice in their area.
- It is expected that this school will have minimal impact on the schooling network. The catchment is an area of population growth and the additional schooling capacity that is initially generated will be compensated over time by the population growth.
- The South Auckland catchment area's Year 7-10 student population is expected to increase by 5000 over the next ten years.
- The school will have a maximum roll of 120 students, which would be 0.5% of the Year 7-10 students in the catchment in 2013.
- There are 14 intermediate schools and 1 Junior High School in South Auckland. The schools have a total 2013 roll of 7758.
- This school is able to provide religious instruction as part of its curriculum offering.

3 Advance Training Centre (ATC)

3.1 Description

Name	Type	Location	Max roll	Catchment	Comment
ATC	y11-13	Albany, North Shore	192	North Shore plus active recruitment in West and Sth Auckland	

3.1.1 Cabinet Guidelines

Cabinet guidelines suggest that new state and state integrated schools should achieve a minimum roll size within three years of approval [EHC Min (01) 7/5].

Guideline	Primary 100	Secondary 300	Composite 200	Comment
		192 max roll		

The applicant proposes to establish the ATC School with 108 students in 2014 providing a year 11-12 curriculum. In 2015 they would expand to Y13. They propose that the basic ethos of the school will be based on the military model including drill, camaraderie, discipline and physical training. The proposal expects to accommodate over 50% Maori and 20% Pacific island students.

3.2 Network assessment

3.2.1 Other schools in the network

There are more than 10 other schools with the similar year levels on the North Shore, whose rolls may be affected by this application.

The network for this application is modelled to be:

- The 3 closest state schools to the William Pickering address. While the students are expected to come from across the North Shore, only 3 schools have been chosen for a simple approximation of the network.

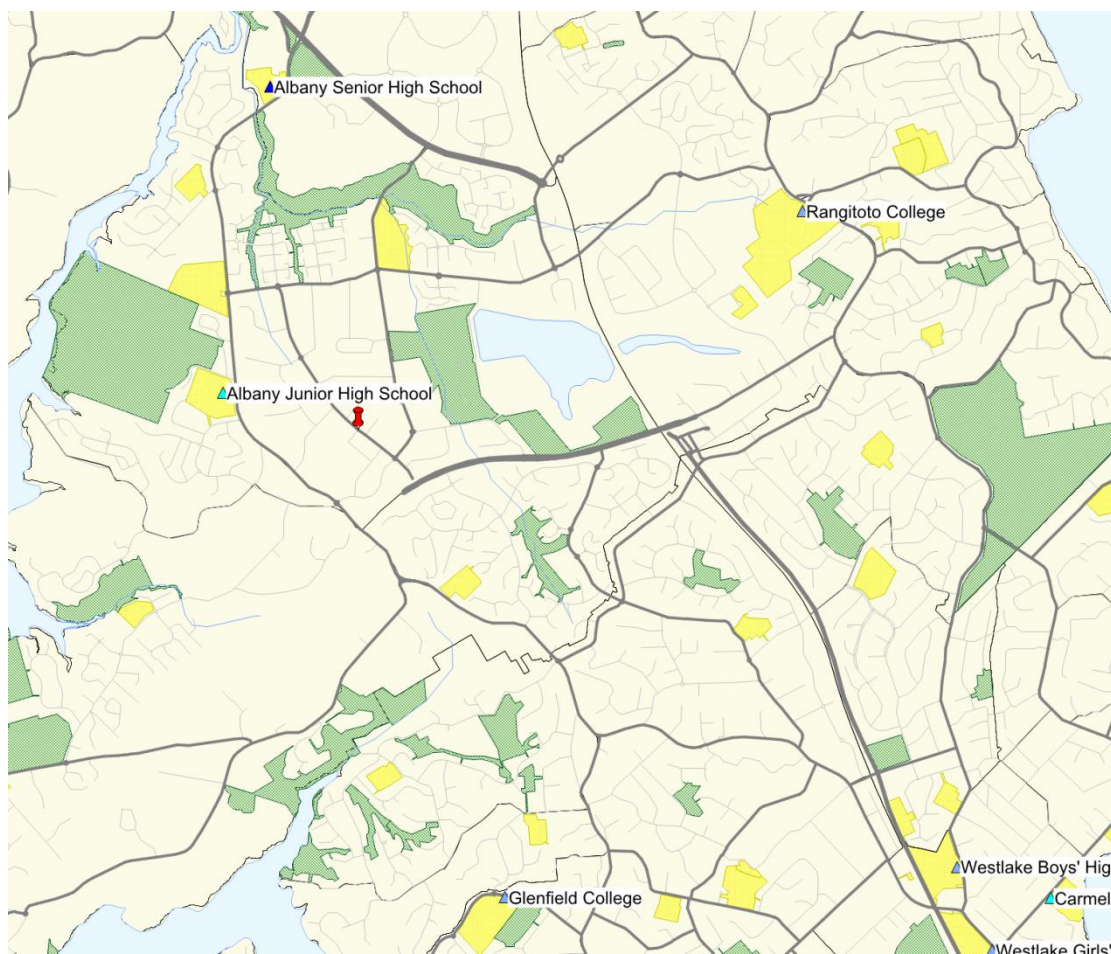
Sch num	Sch name	Type	Decile	Capacity*	Roll	Utilisation	Spare places
30	Glenfield College	Y9-15	7	1374	705	51%	669
28	Rangitoto College	Y9-15	10	2936	2829	96%	107
563	Albany Senior High School	Y11-15	10	1390	754	54%	636

*Capacity is the maximum number of students a school can accommodate given its teaching spaces or area.

There are 8 service academies in Auckland, the two closest are in:

- Glenfield College, Glenfield, North Shore
- Waitakere College, Waitakere, West Auckland.

There is also a NZ Navy military base at Devonport.



3.2.2 Previous network actions

Albany Senior High (Year11-13) School opened in 2009.

3.3 Roll sensitivity

Existing schools can be marginalised by new schools; the sensitivity of affected schools is tested using inverse of the same Cabinet guidelines as above.

Rolls at schools affected by the new school are calculated assuming that

- Enrolments at the new school affect the nominated existing schools in the network
- Enrolments at the new school are taken from those schools in the same ratios as current enrolment patterns
- Enrolment at the new school reaches the maximum level in three years.

Sch number	Sch name	2013 roll	Est 2015 roll	Market Share	Adjustment	Adjusted 2015 roll
30	Glenfield College	705	667	15%	30	637
28	Rangitoto College	2829	2843	66%	126	2717
563	Albany Senior High School	754	811	19%	36	775

3.3.1 Comment

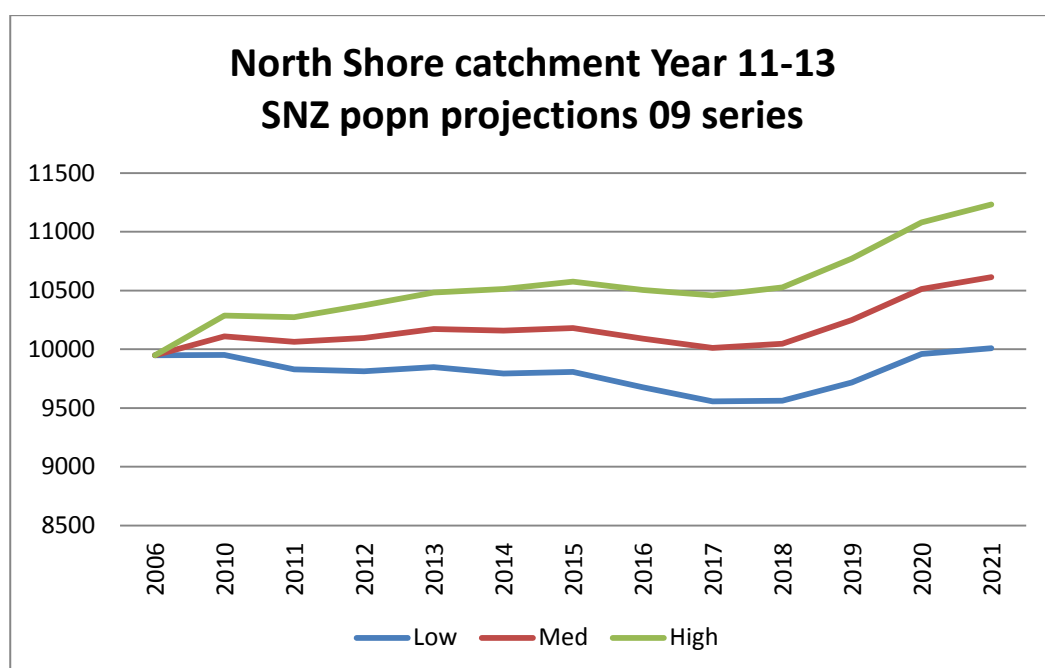
None of the existing schools is made marginal under the Cabinet guideline roll size tests (300 for secondary schools, 100 for primary schools) by the introduction of the new school.

3.4 Student Population

3.4.1 Catchment population

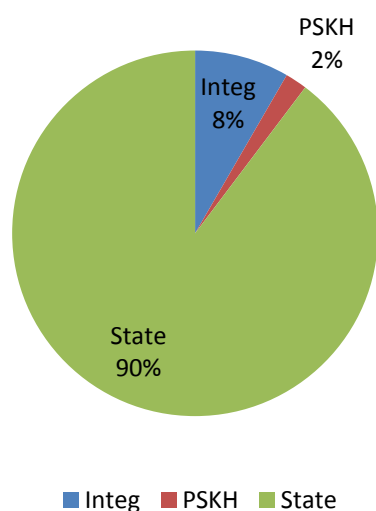
The North Shore catchment (approximated by 52 Area Units) has a large secondary population with over 10 schools providing some form of secondary education, the schools include Albany Senior High School (Year 11-13) opened in 2009.

The 15-17 year old population (Year 11-13) is expected to slowly increase over the next 10 years and have a level of over 10 000 people.



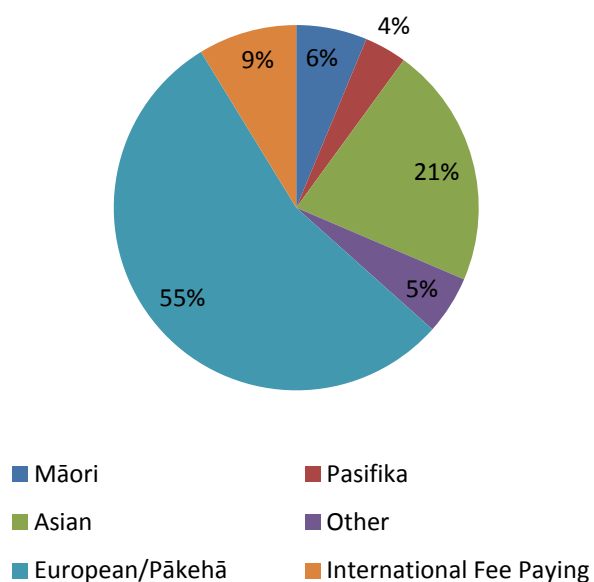
The combined Year11-13 roll on the North Shore is ~10 000, at a roll of 192 the ACT application would have ~2% of secondary enrolments.

North Shore Y11-13 rolls



The target groups Maori 6% and Pasifika (4%) make up 10% of the current North Shore Year 11-13 roll.

North Shore Y11-13 breakdown



Retention to the age of 17 for Maori is above the national average, overall retention is above the national average and Pasifika retention is at the national average.

Retention To At Least Their 17th Birthday						
Table 18: Retention of students to their 17th birthday at North Shore secondaries (2011)						
Ethnic Group (total response)	North Shore secondaries					New Zealand
			17 and above	All Leavers	Retention to 17	Retention to 17
Māori			176	218	80.7	64.68882
Pasifika			122	152	80.3	79.00792
All Leavers			2807	3102	90.5	80.01167

3.4.2 Comments

If this application is approved it would have a minimal impact on the schooling network. The catchment is an area of population growth and the additional schooling capacity that is initially generated would be compensated over time by the population growth.

4 He Puna Marama Trust

4.1 Description

Name	Type	Location	Max roll	Catchment	Comment
He Puna Marama Trust	y7-13	Whangarei	300	Wider Whangarei City	

4.1.1 Cabinet Guidelines

Cabinet guidelines suggest that new state and state integrated schools should achieve a minimum roll size within three years of approval [EHC Min (01) 7/5].

Guideline	Primary 100	Secondary 300	Composite 200	Comment
		150 roll in 2015 300 max roll		

The applicant proposes to establish a Y7-13 co-educational school on a central city site in Whangarei, accessing local high schools for subjects they are not able to offer. They have a strong community connection and are engaged with stakeholders including Whangarei City Council and the local Nga Puhi iwi. They have a proven record of delivering leadership programmes for Māori boys.

4.2 Network assessment

4.2.1 Other schools in the network

There are schools with the similar year levels in the network, whose rolls may be affected by this application.

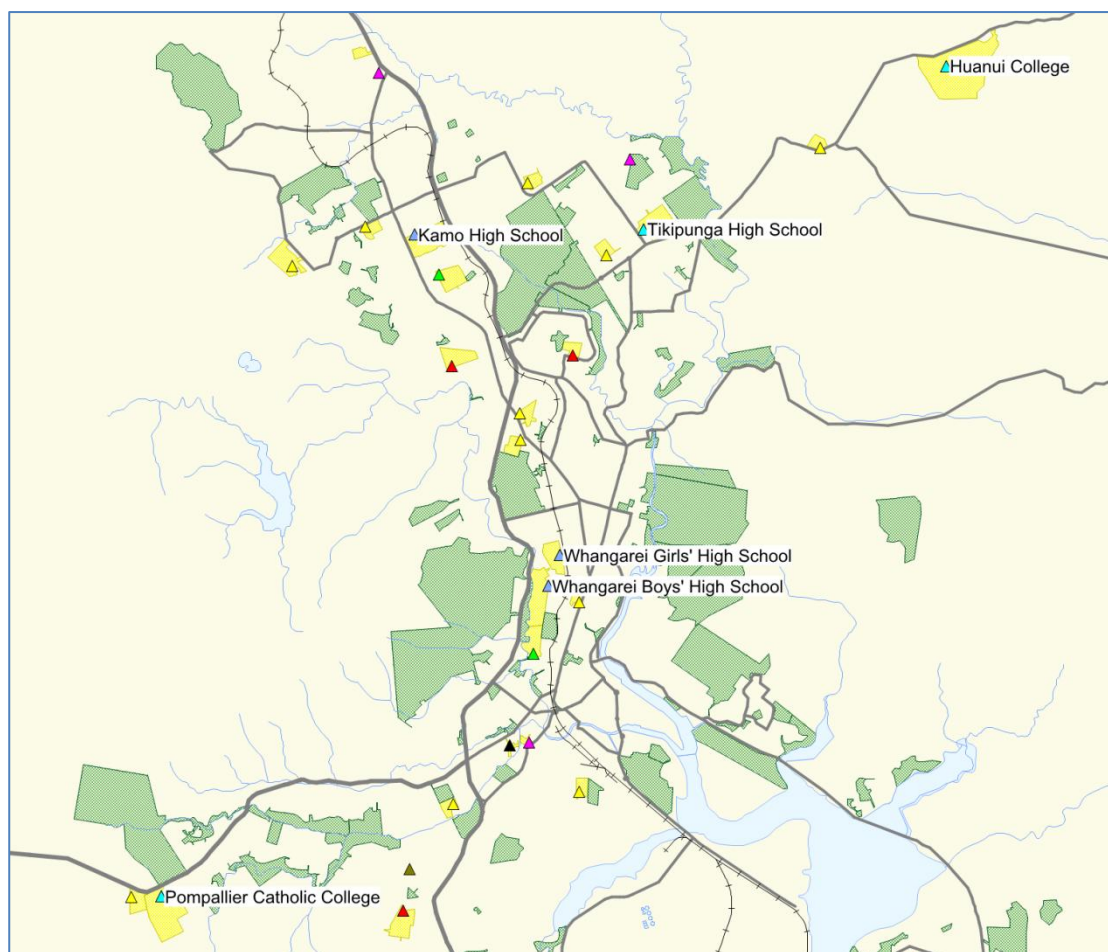
The network for this application is modelled to be

- The 5 state or state-integrated secondary schools in Whangarei city.

Sch num	Sch name	Type	Decile	Capacity*	Roll	Utilisation	Spare places
13	Kamo High School	Y9-15	5	1421	790	56%	631
14	Tikipunga High School	Y7-15	2	605	488	81%	117
15	Whangarei Boys' High School	Y9-15	5	1168	1052	90%	116
16	Whangarei Girls' High School	Y9-15	5	1359	1292	95%	67
17	Pompallier Catholic College	Y7-15	7	650	533	82%	117

*Capacity is the maximum number of students a school can accommodate given its teaching spaces or area.

There are other small composite (Year 1-13) schools in the area and one private secondary school that are not included in the analysis, their special character, language medium or small size means they are unlikely to have rolls affected by the application.



4.2.2 Previous network actions

None of the state schools in this catchment have had network changes in recent years.

4.3 Roll sensitivity

Existing schools can be marginalised by new schools; the sensitivity of affected schools is tested using inverse of the same Cabinet guidelines as above.

Rolls at schools affected by the new school are calculated assuming that

- Enrolments at the new school affect the nominated existing schools in the network
- Enrolments at the new school are taken from those schools in the same ratios as current enrolment patterns
- Enrolment at the new school reaches the maximum level in three years.

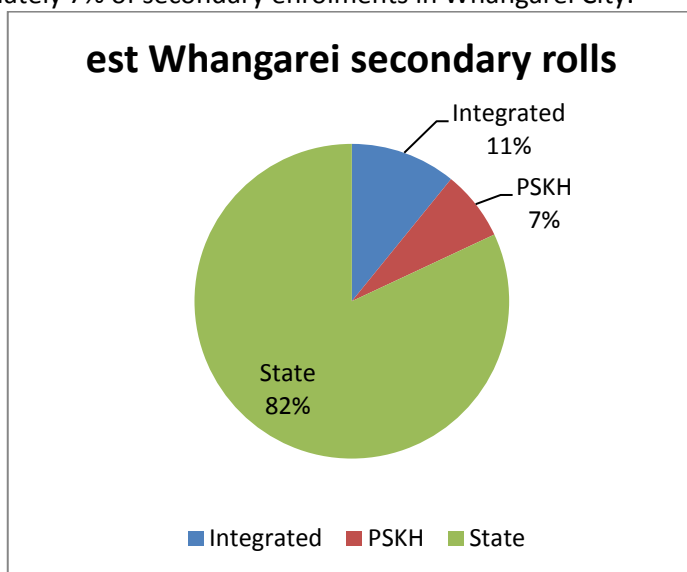
Sch number	Sch name	2013 roll	Est 2015 roll	Market Share	Adjustment	Adjusted 2015 roll
13	Kamo High School	790	549	13%	39	510
14	Tikipunga High School	488	541	13%	39	502
15	Whangarei Boys' High School	1052	1169	28%	84	1085
16	Whangarei	1292	1433	34%	103	1330

	Girls' High School					
17	Pompallier Catholic College	533	489	12%	35	454

4.3.1 Comment

None of the existing schools would be made marginal under the Cabinet guideline roll size tests (300 for secondary schools) by the introduction of the new school.

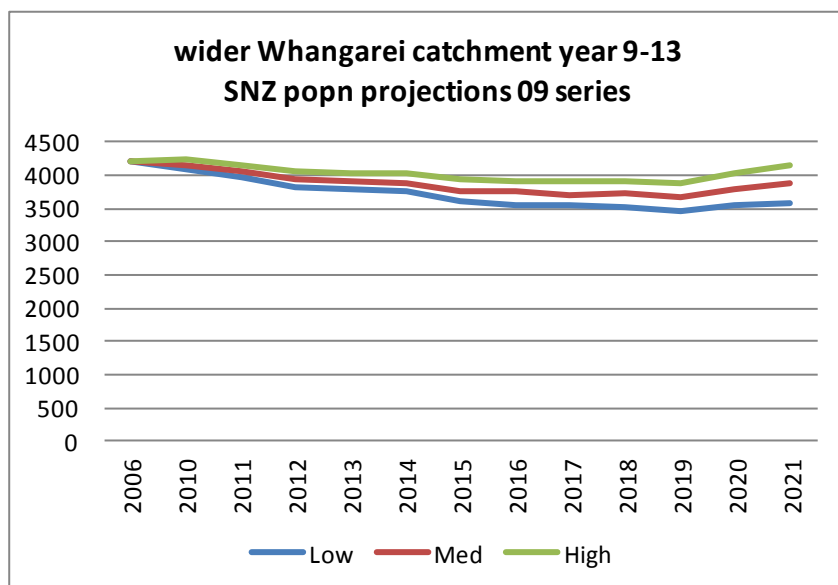
The combined roll in the 5 schools is more than 4000, at a roll of 300 this application would have approximately 7% of secondary enrolments in Whangarei City.



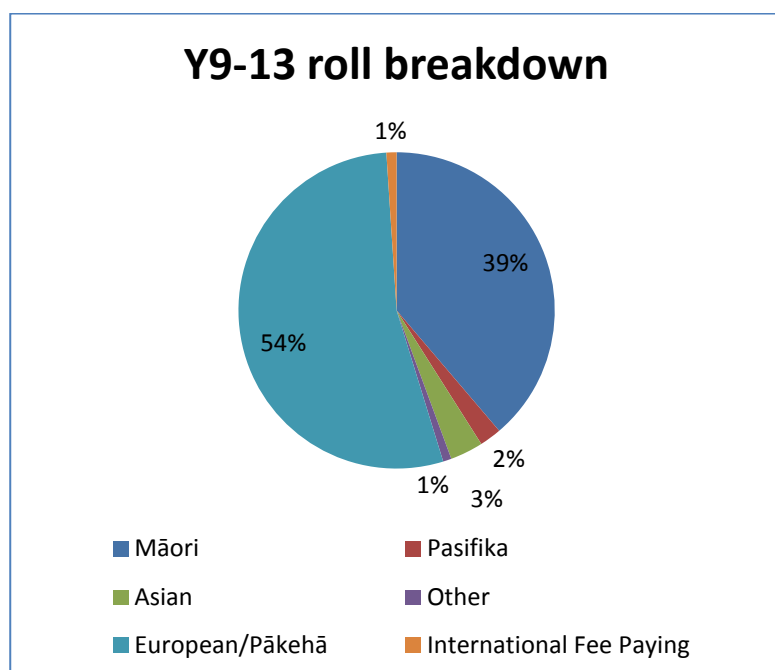
4.4 Student Population

4.4.1 Catchment population

The Whangarei City catchment (approximated by 31 Area Units) has a secondary population that is expected to decline slightly over the next 10 years. Population is expected to decrease to 3800 Year 9-13s



The target groups Maori 39% and Pasifika (2%) make up 41% of the secondary roll.



Retention to the age of 17 for Maori and Pasifika is above national averages, overall retention is below the national average.

Table 18: Retention of students to their 17th birthday at 5 Whangarei Secondary Schools (2011)						
Ethnic Group (total response)	5 Whangarei Secondary Schools					New Zealand
			17 and above	All Leavers	Retention to 17	Retention to 17
Māori			205	303	67.7	64.68882
Pasifika			23	28	82.1	79.00792
All Leavers			682	910	74.9	80.01167

4.4.2 Comments

If this application is approved and implemented it would add to the parental choice within the Whangarei schooling network. There is already state and state integrated provision in this area.

The roll of 300 would result in additional surplus capacity in the schooling network. Whangarei is an area expected to experience slight school aged population decline over the next ten years.

5 Nga Parirau Matauranga Charitable Trust

5.1 Description

Name	Type	Location	Max roll	Catchment	Comment
Nga Parirau Matauranga Charitable Trust	Y9-14	Whangaruru, Northland	128		Indicate they would draw from Kamo High School, Bay of Islands College, Whangarei Boys and Girls, and Tikipunga High, Te Kura Kaupapa Maori o Te Rawhiti Roa.

5.1.1 Cabinet Guidelines

Cabinet guidelines suggest that new state and state integrated schools should achieve a minimum roll size within three years of approval [EHC Min (01) 7/5].

Guideline	Primary 100	Secondary 300	Composite 200	Comment
		128 max roll		

This proposal is for a bi-lingual school (Y9-13 in a farm setting in Whangaruru, Northland, targeting priority students in this area, and from the wider Northland region. The Kura would utilise project-based learning, offering core subjects for NCEA supplemented with supervised Te Kura courses.

The application proposes a final size of 128, a level lower than the minimum guideline for establishing new secondary state and state integrated schools.

5.2 Network assessment

5.2.1 Other schools in the network

There are 5 schools with the similar year levels in the network, whose rolls may be affected by this application.

The network for this application is modelled to be:

- The state secondary schools in Kawakawa and Whangarei as detailed in the application.
- Kawakawa is ~45 km to the west and Whangarei is ~53 km to the south of Whangaruru (distances from Google).

Sch num	Sch name	Type	Decile	Capacity*	Roll	Utilisation	Spare places
8	Bay of Islands College	Y9-15	1	642	403	63%	239
13	Kamo High School	Y9-15	5	1421	790	56%	631
14	Tikipunga High School	Y7-15	2	605	488	81%	117
15	Whangarei Boys' High School	Y9-15	5	1168	1052	90%	116
16	Whangarei Girls' High School	Y9-15	5	1359	1292	95%	67

*Capacity is the maximum number of students a school can accommodate given its teaching spaces or area.



5.2.2 Previous network actions

Nil

5.3 Roll sensitivity

Existing schools can be marginalised by new schools; the sensitivity of affected schools is tested using inverse of the same Cabinet guidelines as above.

Rolls at schools affected by the new school are calculated assuming that

- Enrolments at the new school affect the nominated existing schools in the network
- Enrolments at the new school are taken from those schools in the same ratios as current enrolment patterns
- Enrolment at the new school reaches the maximum level in three years.

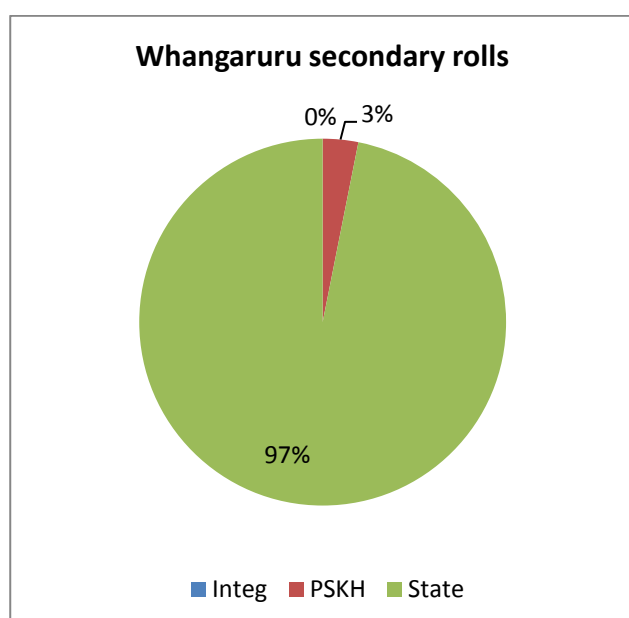
Sch number	Sch name	2013 roll	Est 2015 roll	Market Share	Adjustment	Adjusted 2015 roll
8	Bay of Islands College	403	406	10%	13	393
13	Kamo High School	790	549	13%	17	532

14	Tikipunga High School	488	541	13%	17	524
15	Whangarei Boys' High School	1052	1169	29%	37	1132
16	Whangarei Girls' High School	1292	1433	35%	45	1388

5.3.1 Comment

None of the existing schools would be made marginal under the Cabinet guideline roll size tests (300 for secondary schools) by the introduction of the new school.

The combined Year 9-13 roll in Whangarei and Kawakawa is ~4000, at a roll of 128 this application would have approximately 3% of secondary enrolments in Whangarei and Kawakawa.



5.4 Student Population

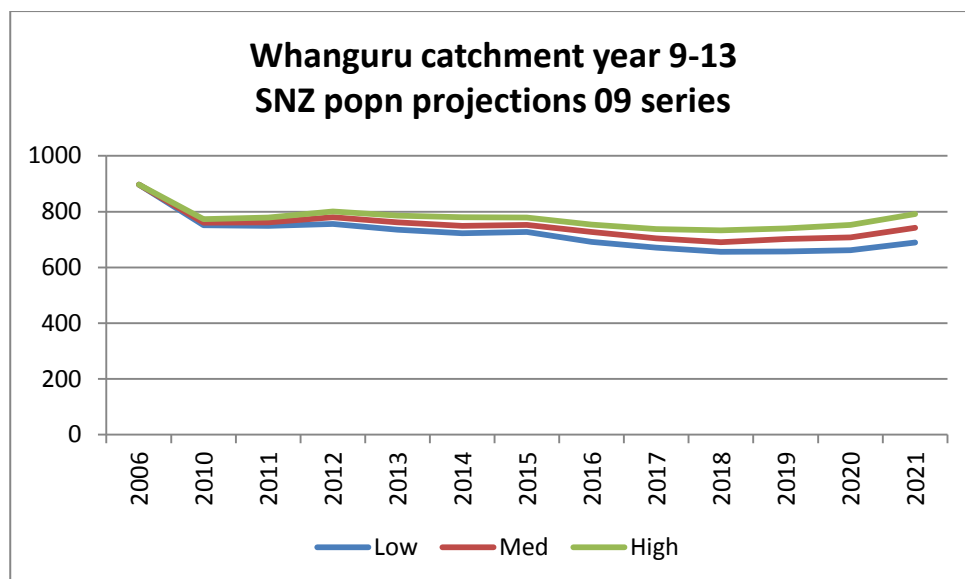
5.4.1 Rural Catchment population

The rural Whangaruru application catchment (approximated by 6 Area Units) is modelled to be a smaller area to the catchment of the 5 town based state secondary schools.

The application is partly based on the accessibility of secondary education to the Whangaruru area students who see travel into town as an impediment to enrolment and attendance. The Ministry has not assumed that students would travel to the rural location.

The rural Whangaruru area has a population is expected to decline slightly over the next 10 years. The population of 13-17 year olds (Year9-13) is expected to remain 700.

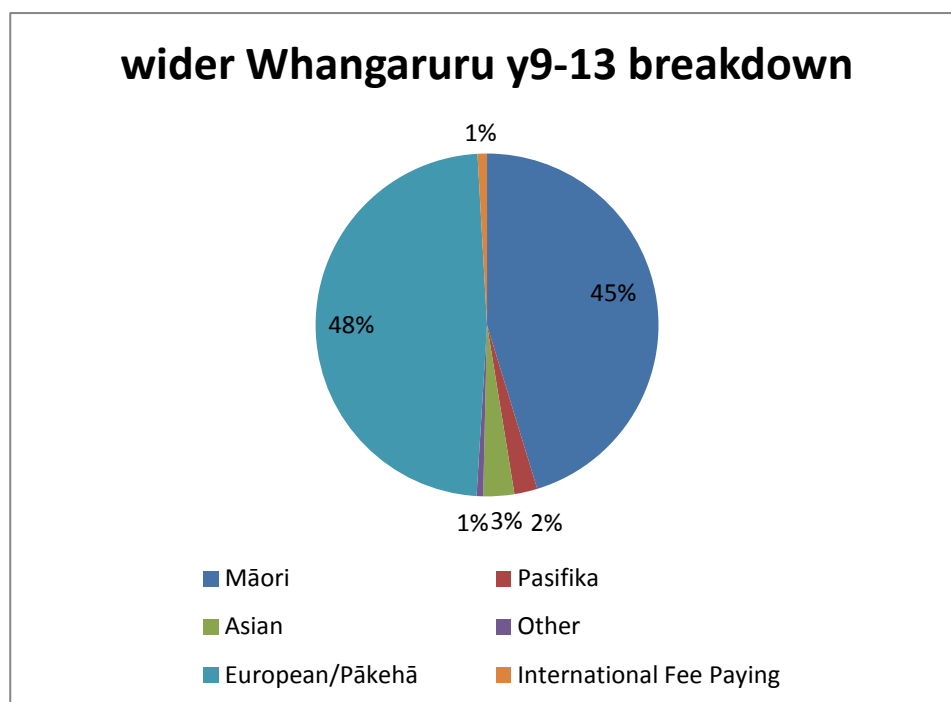
A school drawing rural students only and with a roll of 128 would need to achieve a market penetration of 18% of the local 13-17 year old population.



5.4.2 Wider Catchment population

Rolls from the 5 town based schools cover a wider catchment

The target groups Maori 45% and Pasifika (2%) make up 47% of the current students in the area.



Retention to the age of 17 for Maori and Pasifika is at national averages, overall retention is below the national average.

Table 18: Retention of students to their 17th birthday at Whangaruru Secondary Schools (2011)						
Ethnic Group (total response)	Whangaruru Secondary Schools					New Zealand
			17 and above	All Leavers	Retention to 17	Retention to 17
Māori			233	353	66	64.68882
Pasifika			23	29	79.3	79.00792
All Leavers			660	904	73	80.01167

5.4.3 Comments

If this application is approved and implemented it would bring some parental choice to the schooling provision in the catchment. At present there is only state secondary provision. The catchment includes Bay of Islands College which was involved in enrolments from Moerewa School in early 2012. You will recall that Moerewa School (Year 1-10) was retaining its Year 11-13 students and satelliting them to Kia Aroha College. This informal arrangement was ended in early 2012. Bay of Islands College is the nearest state school to Moerewa School and is where the Year 11-13 students from there could enrol.

6 The Rise UP Trust

6.1 Description

Name	Type	Location	Max roll	Catchment	Comment
Rise Up Trust	Year 1-8	Mangere	100	Mangere	

6.1.1 Cabinet Guidelines

Cabinet guidelines suggest that new state and state integrated schools should achieve a minimum roll size within three years of approval [EHC Min (01) 7/5].

Guideline	Primary 100	Secondary 300	Composite 200	Comment
	100 max roll			

Rise Up is a not-for-profit organisation based in Mangere, Auckland, which set up in 2006 with a vision to provide wrap-around educational services for Maori and Pasifika. The PSKH application proposes the development of a primary school (Y1-8) delivering to a roll of 50 in 2014, rising to 100 by 2018.

The application proposes a final size of 100, a roll level the same as the Cabinet guidelines for establishing a new primary school.

6.2 Network assessment

6.2.1 Other schools in the network

There are 14 schools with the similar year levels in the network, whose rolls may be affected by this application.

The network for this application is modelled to be

- The 14 primary schools in Mangere. Mangere being defined for the purposes of this analysis as north of Kirkbride Rd and west of Massey Rd.
- The primary schools are a mix of full and contributing primary schools and include 1 integrated and 1 private school.

Sch num	Sch name	Type	Decile	Capacity*	Roll	Utilisation	Spare places
345	Pacific Christian School	Y1-8	NA**	100	95	95%	5
1273	Favona School	Y1-6	1	626	440	70%	186
1322	Jean Batten School	Y1-6	2	569	513	90%	56
1336	Koru School	Y1-8	1	700	601	86%	99
1346	Mangere Bridge School	Y1-6	4	438	380	87%	58
1347	Mangere Central School	Y1-8	2	545	487	89%	58
1348	Mangere East School	Y1-6	1	685	494	72%	191
1380	Mountain View School	Y1-6	2	383	274	72%	109
1393	Nga Iwi School	Y1-6	1	431	430	100%	1
1467	Robertson Road	Y1-8	1	671	490	73%	181

	School						
1520	Sutton Park School	Y1-8	1	610	540	89%	70
1546	Viscount School	Y1-8	1	891	746	84%	145
1562	Waterlea Public School	Y1-6	6	420	413	98%	7
1633	Mary MacKillop School	Y1-8	1	350	329	94%	21
				7419	6232	84%	1187

*Capacity is the maximum number of students a school can accommodate given its teaching spaces or area.

**This is a Private School and is not subject to a decile rating.

Several state schools are omitted from the analysis, they not directly comparable to the application, there year levels as intermediate or composite schools, or language of instruction (Maori medium) means they are unlikely to have rolls affected by the application.



6.2.2 Previous network actions

The only change to schools in this area has been to Southern Cross Campus.

Southern Cross Campus was established in 1998 through the merger of three schools into one. It was formed as a Year 1-13 school and with a roll of more than 1700 at its peak, was the largest composite school in the country. As well as English provision the school had a bilingual unit (Te Kura Māori o Ngā Tapuwae).

In 2010 the then Minister of Education agreed that both Southern Cross and Te Kura Māori o Ngā Tapuwae become stand alone composite schools on the same site. Southern Cross is an English medium school and Ngā Tapuwae is a designated character school, using te reo as the principle language of instruction.

6.3 Roll sensitivity

Existing schools can be marginalised by new schools; the sensitivity of affected schools is tested using inverse of the same Cabinet guidelines as above.

Rolls at schools affected by the new school are calculated assuming that

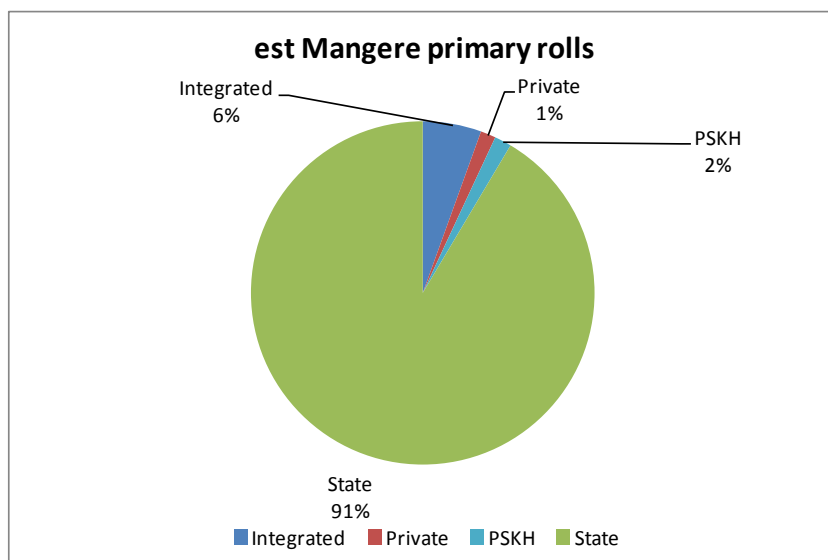
- Enrolments at the new school affect the nominated existing schools in the network
- Enrolments at the new school are taken from those schools in the same ratios as current enrolment patterns
- Enrolment at the new school reaches the maximum level in three years.

Sch number	Sch name	2013 roll	Est 2015 roll	Market Share	Adjustment	Adjusted 2015 roll
345	Pacific Christian School	95	90	1%	1	89
1273	Favona School	440	523	8%	8	515
1322	Jean Batten School	513	450	7%	7	443
1336	Koru School	601	559	9%	9	550
1346	Mangere Bridge School	380	410	7%	7	403
1347	Mangere Central School	487	484	8%	8	476
1348	Mangere East School	494	507	8%	8	499
1380	Mountain View School	274	279	4%	4	275
1393	Nga Iwi School	430	425	7%	7	418
1467	Robertson Road School	490	500	8%	8	492
1520	Sutton Park School	540	522	8%	8	514
1546	Viscount School	746	683	11%	11	672
1562	Waterlea Public School	413	458	7%	7	451
1633	Mary MacKillop School	329	350	6%	6	344

6.3.1 Comment

None of the existing schools would be made marginal under the Cabinet guideline roll size tests (100 for primary schools) by the introduction of the new school.

The combined primary roll in the 14 schools in Mangere is 6200, at a roll of 100 the Rise Up application would have 2% of the primary enrolments in Mangere.

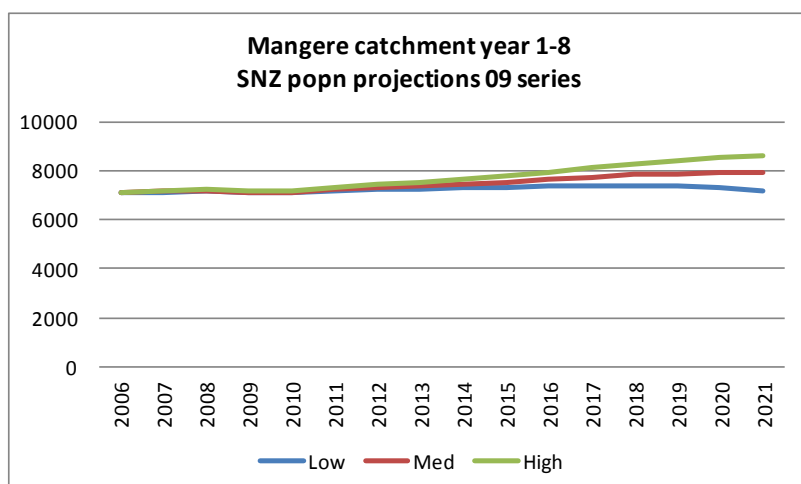


6.4 Student Population

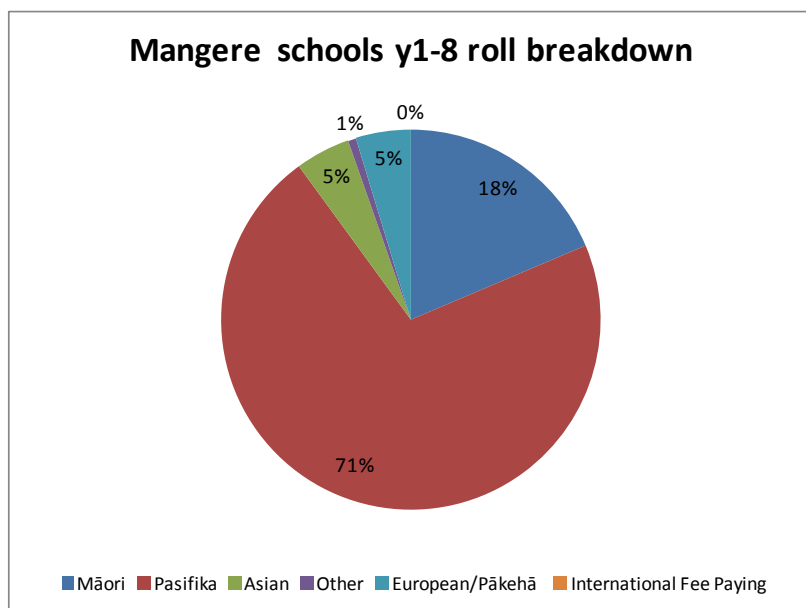
6.4.1 Catchment population

The Mangere catchment (approximated by 13 Area Units) has a primary population that is expected to increase over the next 10 years by 10%.

The 5-12 year old population (Year 1-8) is expected to increase to nearly 8000.



The target groups Maori 18% and Pasifika (71%) make up 89% of the current Mangere primary roll.



Retention of students is not a relevant statistic to comment on for primary aged students.

6.4.2 Comments

If this application is approved and implemented it would add to the parental choice in the schooling network (there are state, state integrated and private schools currently in the network).

The projected roll of 100 students is relatively small being at the Cabinet Guideline level for establishing a new primary school. The school's establishment would result in additional spare capacity in the current schools, but as the primary aged population in this area is due to increase to nearly 8,000 in the next 10 years, this capacity will be absorbed. No schools will be made marginal should this school application be implemented. Year 8 students from Rise Up School could transition to a number of different secondary or composite schools for their secondary education.

7 Villa Education Trust

7.1 Description

Name	Type	Location	Max roll	Catchment	Comment
South Auckland	Y7-10	South Auckland	120	South Auckland	In 2 sites

The low roll size (120 distributed across 2 sites) makes a network impact assessment impractical.

Cabinet guidelines suggest that new state and state integrated schools should achieve a minimum roll size within three years of approval [EHC Min (01) 7/5].

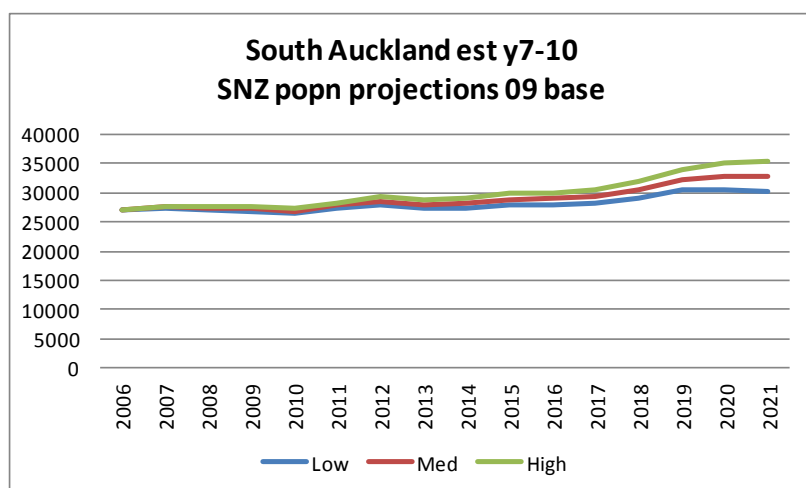
The Villa Education Trust model seeks to expand the original Christian values-based model (operating in Mt Hobson) into three further locations (South Auckland, West Auckland and Whanganui). The proposal intends the three school new schools to specifically target priority learners Y 7-10 and will cater for 420 learners when fuller operational.

7.2 Network assessment

7.2.1 Wider Student Population

The Year 7-10 student population was approximated by doubling the population projections for the Year 7-8 the old Manukau City and Papakura District (108 Area Units). The catchment's base population is expected to increase in population over the next 10 years by approximately 5000.

A roll of 120 students would be 0.5% of the Year 7-10 students in the catchment in 2013.



7.2.2 Student Enrolments

Students at Year7-10 enrol in a multitude of schooling environments in South Auckland including full primary, intermediate, secondary and composite schools, and state, state-integrated and private schools. There are 92 schools within the catchment that provide education at one of the Year7-10 levels.

Intermediate (Year 7-8) schools and Junior High (Year 7-10) schools are the closest analogy to application (Year7-10). There are 14 intermediate schools and 1 Junior High School in South

Auckland. The schools have a total 2013 roll of 7758, approximately 55% of the Year 7-8 population. The intermediate schools have the potential spare places to enrol an additional 1979 students at Year 7-8.

Sch num	Sch name	Type	Decile	Capacity*	Roll	Utilisation	Spare places
553	Mission Heights Junior College	Y7-10	10	1130	668	59%	462
1215	Sir Douglas Bader Intermediate School	Y7-8	1	268	196	73%	72
1240	Bucklands Beach Intermediate	Y7-8	9	713	766	107%	-53
1272	Farm Cove Intermediate	Y7-8	8	672	580	86%	92
1274	Ferguson Intermediate (Otara)	Y7-8	1	516	483	94%	33
1300	Greenmeadows Intermediate	Y7-8	3	616	407	66%	209
1318	Howick Intermediate	Y7-8	5	686	374	55%	312
1329	Kedgley Intermediate	Y7-8	2	713	768	108%	-55
1353	Manurewa Intermediate	Y7-8	1	654	701	107%	-47
1417	Pakuranga Intermediate	Y7-8	4	413	272	66%	141
1422	Mansell Senior School	Y7-8	1	435	157	36%	278
1428	Papatoetoe Intermediate	Y7-8	3	936	801	86%	135
1473	Rosehill Intermediate	Y7-8	4	541	367	68%	174
1569	Weymouth Intermediate	Y7-8	1	491	284	58%	207
6760	Somerville Intermediate School	Y7-8	10	953	934	98%	19
				9737	7758	80%	1979
	Subtotal			3659	3071	84%	588

*Capacity is the maximum number of students a school can accommodate given its teaching spaces or area.

7.2.3 Comment

Should this application be approved it would result in the establishment of additional Year 7-10 provision in South Auckland. South Auckland is projected to experience population growth. There is state, state-integrated and private schooling provision in the Auckland catchment area.